



# KITCHEN PROGRAM



## Base Cabinets



1 Door/2 Door units  
 Depth: 598mm (23<sup>1</sup>/<sub>2</sub>"")  
 Height: 881mm (34<sup>11</sup>/<sub>16</sub>"")

## 3 Drawer Cabinets



Depth: 598mm (23<sup>1</sup>/<sub>2</sub>"")  
 Height: 881mm (34<sup>11</sup>/<sub>16</sub>"")  
 Drawer Heights:  
 157mm (6<sup>3</sup>/<sub>16</sub>""), 285mm (11<sup>1</sup>/<sub>4</sub>"")  
 & 317mm (12<sup>1</sup>/<sub>2</sub>"")

## Door/Drawer Cabinets



Depth: 598mm (23<sup>1</sup>/<sub>2</sub>"")  
 Height: 881mm (34<sup>11</sup>/<sub>16</sub>"")  
 Drawer Height: 157mm (6<sup>3</sup>/<sub>16</sub>"")  
 Door Height: 605mm (23"")

## Base Corner



Depth: 598mm x 838mm  
 (23<sup>1</sup>/<sub>2</sub>" x 33"")  
 Depth: 598mm x 914mm  
 (23<sup>1</sup>/<sub>2</sub>" x 36"")  
 Height: 881mm (34<sup>11</sup>/<sub>16</sub>"")

## Accessories

- |                  |                                |
|------------------|--------------------------------|
| Kickplate        | Light Valence (see back page)  |
| Base Boards      | Crown Moulding (see back page) |
| Dishwasher Panel | Flutes                         |
| Fridge Panel     | 1/4 Rounds                     |

## Upper Cabinets

1 Door/2 Door units  
 Depth: 304mm (12"") - White Cabinets  
 Depth: 330mm (13"") - Woodgrain Cabinets  
 Height: 320mm (12<sup>9</sup>/<sub>16</sub>""), 384mm (15<sup>1</sup>/<sub>8</sub>""),  
 480mm (18<sup>7</sup>/<sub>8</sub>""), 608mm (23<sup>15</sup>/<sub>16</sub>""),  
 768mm (30<sup>1</sup>/<sub>4</sub>""), 928mm (36<sup>1</sup>/<sub>2</sub>""),  
 1056mm (41<sup>1</sup>/<sub>2</sub>"")



## Upper Corner Units



Depth: 304mm (12"") - White Cabinets  
 Depth: 330mm (13"") - Woodgrain Cabinets  
 Width: 610mm (24"")  
 Height: 768mm (30<sup>1</sup>/<sub>4</sub>"")

## Pantry



1 Door/2 Door units  
 Depth: 304mm (12"") - White Cabinets  
 598mm (23<sup>1</sup>/<sub>2</sub>"")  
 Depth: 330mm (13"") - Woodgrain Cabinets  
 598mm (23<sup>1</sup>/<sub>2</sub>"")  
 Height: 2127mm (83<sup>3</sup>/<sub>4</sub>"")

## Microwave Units



2 door units  
 Depth: 304mm (12"") - White Cabinets  
 Depth: 330mm (13"") - Woodgrain Cabinets

# Melamine Colours


Kitchens are available in the following solid colours and wood grains.



**White**



**Antique White**



**Prestige Maple**



**Secret**




**Candlelight**




**Natural Oak**



**Rustik Cherry**



**Summerflame**



**Passion**




**Chocolate Pear**

# Door Styles

Kitchens are available in the following door styles:



**5 Piece Traditional**



**5 Piece Shaker**



**5 Piece Raised Panel**



**Thermofoil Raised Panel**

# Glazed Kitchens

The following colours are available with a chocolate glaze:



**White 5 Piece Traditional**



**Secret 5 Piece Traditional**



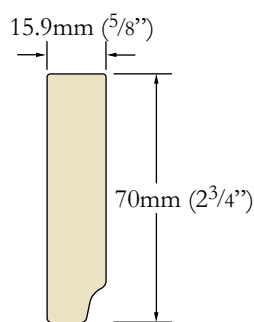
**Rustik Cherry 5 Piece Traditional**



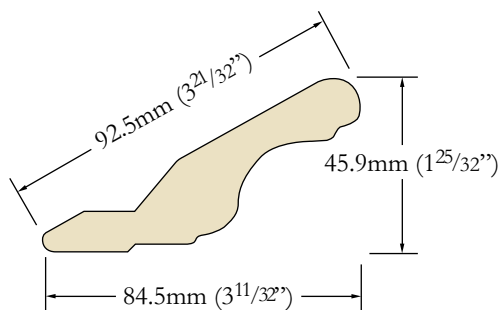
**Summerflame 5 Piece Traditional**

Glass doors also available. Glazed kitchens are manufactured by applying a chocolate glaze to both gables, doors, drawer fronts and kickplates. Available in Five Piece Traditional only.

## Accessories



Light Valance Moulding



Crown Moulding

## Additional Information

All Cabinets are quoted and sold as assembled units

Cabinets are constructed from 5/8" melamine.

Interior colour of woodgrain cabinets is Tafisa (L445) Classic Maple.

Exterior colour varies depending on preferred door style.



- **Traditional Style 5 piece:** Available in the following colours: Chocolate Pear, Candlelight, Summerflame, Natural Oak, Passion, Rustik Cherry, Secret, White and Antique White.
- **Shaker Style 5 piece:** Available in the following colours: Chocolate Pear, Candlelight, Summerflame, Rustik Cherry, Secret, Prestige Maple, White and Antique White.
- **Raised Panel 5 piece:** Available in the following colours: Chocolate Pear, Candlelight, Summerflame, Rustik Cherry, Secret, White and Antique White.
- **Thermo foil Raised Panel:** Available in the following colours: Chocolate Pear, Candlelight, Summerflame, Passion, Rustik Cherry, Secret and White.

Edge banding is PVC and all exposed edges match exterior color of cabinets and doors.

Drawers sides are metal and drawer backs and bottoms are 5/8" melamine.

Drawers are mounted on metal slides with nylon rollers.

Drawers and doors are constructed using european hardware and soft close hardware options are available.

Cabinets backs are constructed with 1/4" material. White cabinet backs are constructed of 1/8" material.

